

FF

Extra-Wide Angle

DESIGN FEATURES


- One-piece construction
- Clog resistant
- Durable
- All 3/8" FFs in Brass are available with UL approval
- Male connection

SPRAY CHARACTERISTICS

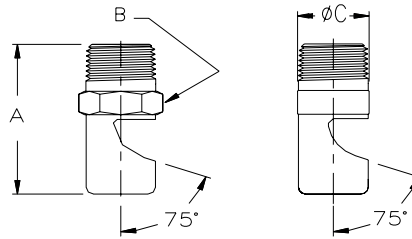
- Extra-wide 145° spray angle
 - Medium-impact spray
 - Spray discharge deflected 75° from inlet axis
 - Coarse atomization
- Spray pattern: Flat Fan
 Spray angle: 105° and 145°
 Flow rates: 0.510 to 757 l/min



Plastic



Fan 145°



Metal

Plastic

FF Flow Rates

Fan, 105° and 145° Spray Angle, 1/8" to 1" Pipe Sizes, BSP or NPT

Male Pipe Size	Nozzle Number	Spray Angle	K Factor	LITERS PER MINUTE @ BAR								Approx. Orifice Dia. (mm)
				0.2 bar	0.5 bar	0.7 bar	1 bar	2 bar	3 bar	5 bar	10 bar	
1/8	FF016	105°	0.114	0.0510	0.0806	0.0953	0.114	0.161	0.197	0.255	0.360	0.406
	FF024	105°	0.228	0.102	0.161	0.191	0.228	0.322	0.395	0.510	0.721	0.610
	FF028	105°	0.342	0.153	0.242	0.286	0.342	0.483	0.592	0.764	1.08	0.711
	FF033	105°	0.456	0.204	0.322	0.381	0.456	0.645	0.789	1.02	1.44	0.838
	FF041	145°	0.684	0.306	0.483	0.572	0.684	0.967	1.18	1.53	2.16	1.04
	FF046	145°	0.912	0.408	0.645	0.763	0.912	1.29	1.58	2.04	2.88	1.17
	FF052	145°	1.14	0.510	0.806	0.953	1.14	1.61	1.97	2.55	3.60	1.32
	FF057	145°	1.37	0.611	0.967	1.14	1.37	1.93	2.37	3.06	4.32	1.45
	FF065	145°	1.82	0.815	1.29	1.53	1.82	2.58	3.16	4.08	5.77	1.65
1/8 or 1/4	FF073	145°	2.28	1.02	1.61	1.91	2.28	3.22	3.95	5.10	7.21	1.85
	FF093	145°	3.42	1.53	2.42	2.86	3.42	4.83	5.92	7.64	10.8	2.36
	FF104	145°	4.56	2.04	3.22	3.81	4.56	6.45	7.89	10.2	14.4	2.64
	FF116	145°	5.47	2.45	3.87	4.58	5.47	7.73	9.47	12.2	17.3	2.95
	FF125	145°	5.70	2.55	4.03	4.77	5.70	8.06	9.87	12.7	18.0	3.18
	FF129	145°	6.84	3.06	4.83	5.72	6.84	9.67	11.8	15.3	21.6	3.28
	FF141	145°	8.20	3.67	5.80	6.86	8.20	11.6	14.2	18.3	25.9	3.58
	FF148	145°	9.12	4.08	6.45	7.63	9.12	12.9	15.8	20.4	28.8	3.76
1/4	FF156	145°	10.0	4.48	7.09	8.39	10.0	14.2	17.4	22.4	31.7	3.96
	FF161	145°	10.9	4.89	7.73	9.15	10.9	15.5	18.9	24.5	34.6	4.09
	FF173	145°	12.3	5.50	8.70	10.3	12.3	17.4	21.3	27.5	38.9	4.39

$$\text{Flow Rate (l/min)} = K \sqrt{\text{bar}}$$

FF

Dimensions

Pipe Size	Dim. (mm)			Wt. (g)	
	A	B	C	M	P
1/8	25.4	11.2	12.7	14	3
1/4	35.1	14.2	16.0	35	7.5

Standard Materials: Brass, 303 Stainless Steel, 316 Stainless Steel, PVC, and PTFE

(PTFE and PVC not available in nozzles FF016 to FF028; PTFE not available in nozzles FF033 to FF065).

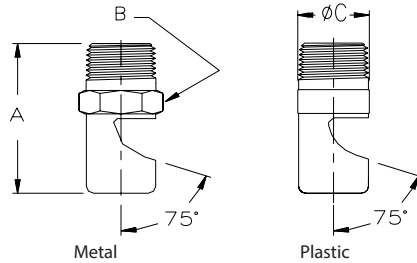
TO ORDER: specify pipe size, connection type, nozzle number, spray angle, and material.



Metal



All 3/8" FFs in Brass have UL approval



FF Flow Rates

Fan, 105° and 145° Spray Angle, 1/8" to 1" Pipe Sizes, BSP or NPT

FF Dimensions

Male Pipe Size	Nozzle Number	Spray Angle	K Factor	LITERS PER MINUTE @ BAR								Approx. Orifice Dia (mm)
				0.2 bar	0.5 bar	0.7 bar	1 bar	2 bar	3 bar	5 bar	10 bar	
3/8	FF187	145°	13.7	6.11	9.67	11.4	13.7	19.3	23.7	30.6	43.2	4.75
	FF196	145°	16.0	7.1	11.3	13.3	16.0	22.6	27.6	35.7	50.4	4.98
	FF209	145°	17.0	7.6	12.0	14.2	17.0	24.0	29.4	38.0	53.8	5.31
	FF218	145°	18.2	8.2	12.9	15.3	18.2	25.8	31.6	40.8	57.7	5.54
	FF221	145°	20.5	9.2	14.5	17.2	20.5	29.0	35.5	45.9	64.9	5.61
1/2	FF209	145°	17.0	7.6	12.0	14.2	17.0	24.0	29.4	38.0	53.8	5.31
	FF218	145°	18.2	8.2	12.9	15.3	18.2	25.8	31.6	40.8	57.7	5.54
	FF250	145°	23.9	10.7	16.9	20.0	23.9	33.8	41.4	53.5	75.7	6.35
	FF256	145°	27.3	12.2	19.3	22.9	27.3	38.7	47.4	61.1	86.5	6.55
	FF281	145°	31.9	14.3	22.6	26.7	31.9	45.1	55.3	71.3	101	7.14
	FF312	145°	36.5	16.3	25.8	30.5	36.5	51.6	63.2	81.5	115	7.92
	FF375	145°	54.7	24.5	38.7	45.8	54.7	77.3	94.7	122	173	9.53
3/4	FF316	145°	41.0	18.3	29.0	34.3	41.0	58.0	71.0	92	130	8.03
	FF332	145°	45.6	20.4	32.2	38.1	45.6	64.5	78.9	102	144	8.43
	FF348	145°	50.1	22.4	35.5	41.9	50.1	70.9	86.8	112	159	8.84
	FF368	145°	54.7	24.5	38.7	45.8	54.7	77.3	94.7	122	173	9.35
	FF375	145°	54.7	24.5	38.7	45.8	54.7	77.3	94.7	122	173	9.53
	FF406	145°	63.8	28.5	45.1	53.4	63.8	90.2	111	143	202	10.3
	FF437	145°	72.9	32.6	51.6	61.0	72.9	103	126	163	231	11.1
	FF453	145°	82.0	36.7	58.0	68.6	82.0	116	142	183	259	11.5
	FF484	145°	95.7	42.8	67.7	80.1	95.7	135	166	214	303	12.3
	FF500	145°	109	48.9	77.3	91.5	109	155	189	245	346	12.7
1	FF578	145°	137	61.1	96.7	114	137	193	237	306	432	14.7
	FF625	145°	166	74.4	118	139	166	235	288	372	526	15.9
	FF703	145°	205	91.7	145	172	205	290	355	459	649	17.9
	FF750	145°	239	107	169	200	239	338	414	535	757	19.1

Pipe Size	Dim. (mm)			Wt. (g)	
	A	B	C	M	P
3/8	44.5	17.5	19.1	72	15
1/2	50.8	22.4	22.4	117	25
3/4	66.8	38.1	38.1	345	73
1	85.9	50.8	50.8	908	192

$Flow Rate (l/min) = K \sqrt{bar}$

Standard Materials: Brass, 303 Stainless Steel, 316 Stainless Steel, PVC, and PTFE.

CALL 009821 88543205
Call for expert advice on all flat fan nozzles